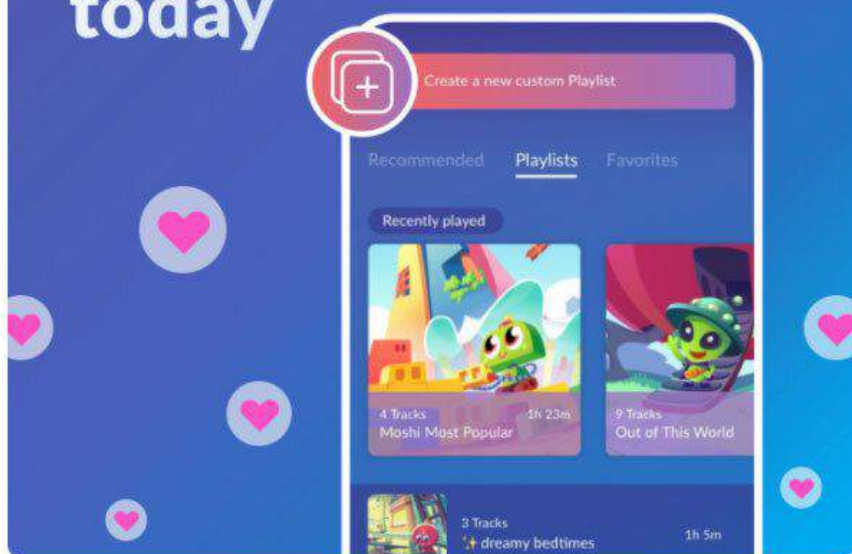


Create a custom Moshi Playlist today



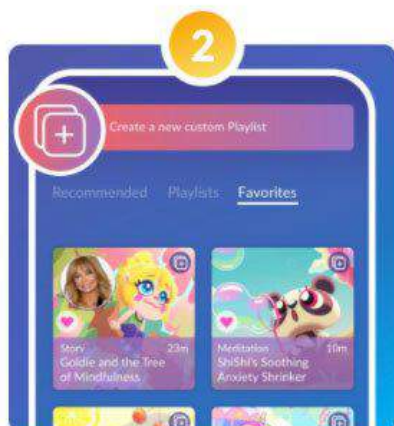
Gareth, make the most of your Moshi Premium subscription by creating custom playlists for different family members, times of day, and moods.

Get your little ones involved and create your first one together.

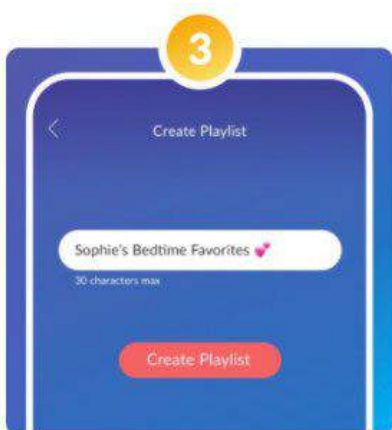
Handy tips to create custom playlists



Save all your most-loved tracks to your favorites by tapping the ♥ on the track tile or play screen.



Tap 'Playlists' on the bottom menu bar of your home screen, followed by 'Create a new custom Playlist'.



Get your little ones involved to name their first custom playlist, helping make Moshi a fun part of their routine.



Tap the + icon to add all your favorite tracks to your new custom playlist. Voila - you've done it. Enjoy!